



SNOWY RIVER AVENUE VISUALISATION
EXISTING, LOOKING EAST




SNOWY RIVER AVENUE VISUALISATION
PROPOSED, LOOKING EAST

FOOTPATH TREATMENT



ADBRI BIPAVE - FOSSIL



ADBRI BIPAVE - NATURAL

ADBRI BIPAVE PAVING OFFERS A VERSATILE AND LOW MAINTENANCE FOOTPATH TREATMENT. A SUBTLE CHAMFER GIVES THE IMPRESSION OF A COBBLED FOOTPATH.



SHOTBLAST ADBRI BIPAVE FOOTPATH/ DRIVEWAY



SHOTBLAST ADBRI BIPAVE FOOTPATH/ DRIVEWAY

ROAD THRESHOLD TREATMENT



URBANSTONE 'COBBLE 6 IN 1' PAVER



STONE SET THRESHOLD TREATMENT




URBANSTONE 'COBBLE 6 IN 1' PAVING WITH CONTRASTING TEXTURE TO SIGNIFY ENTERING A DIFFERENT ROAD ENVIRONMENT AND CALM TRAFFIC

ROAD THRESHOLD TREATMENT



URBANSTONE 'COBBLE 6 IN 1' PAVER

TACTILE INDICATORS



TACTILE INDICATOR PAVERS TO ADDRESS LEVEL CHANGES AND INTERFACE BETWEEN PUBLIC AND PRIVATE DOMAIN



URBAN STONE TACTILE TYPE 'A' AND TYPE 'B'

PAVING PALETTE


SNOWY RIVER AVENUE PRECINCT - CONCEPT DESIGN

BICYCLE RACKS



CSA - MANHATTAN LEANING RAIL (BR7102)
640mm x 720mm STAINLESS STEEL
SUBSURFACE MOUNTED

RUBBISH BINS




FURPHY WOODGROVE - STEEL BIN ENCLOSURE WITH HARDWOOD
TIMBER SLATS, 120 or 240 LITRE CAPACITY, SURFACE MOUNTED

SEATING



FURPHY FOUNDRY - PROMENADE SEAT WITH CAST ALUMINIUM
FRAME AND HARDWOOD TIMBER SLATS, SURFACE MOUNTED

WALLS



JINDABYNE VISITORS CENTRE STONE FACADE PRECEDENT




LOW STONE WALLS FEATURING LOCALLY SOURCED STONE MATERIALS

BOLLARDS



LEDA SECURITY - MAJOR BOLLARD RANGE
89mm x 6mm STEEL WITH POWERCOAT FINISH
SUBSURFACE MOUNTED

TREE GRILLES



LASER CUT TREE GRILLE WITH POWDERCOAT FINISH



LASER CUT CORETEN TREE GRILLE



CITY OF SYDNEY - CUSTOM DESIGN TREE GRATE

TREE GUARDS



BOTTON AND GARDINER - VASO TREE GUARD
HDG STEEL WITH POWDER COAT FINISH
SURFACE FIXED

STREET FURNITURE

SNOWY RIVER AVENUE PRECINCT - CONCEPT DESIGN

TREES



**FEATURE TREE -
SNOWY RIVER AVE AND GIPPSLAND INTERSECTION**

QUERCUS RUBRA
RED OAK
SIZE: 10h x 9w
DECIDUOUS



STREET TREE - GIPPSLAND STREET

ACER RUBRUM 'OCTOBER GLORY'
SIZE: 12h x 9w
DECIDUOUS



STREET TREE - SNOWY RIVER AVENUE

PYRUS CALLERYANA 'CHANTICLEER'
ORNAMENTAL PEAR
SIZE: 11h x 6w
DECIDUOUS



SHRUBS



CALLISTEMON 'LITTLE JOHN'
DWARF CALLISTEMON

LEPTOSPERMUM NANUM RUBRUM
DWARF TEA TREE

NANDINA DOMESTICA 'GULFSTREAM'
HEAVENLY BAMBOO

RHAPHIOLEPIS BALLERINA
DWARF RHAPHIOLEPIS

ERODIUM REICHARDII
ALPINE GERANIUM

LOMANDRA 'TANIKA'
TANIKA

MYOPORUM PARVIFOLIUM
DRAFT NATIVE MYRTALE

GRASS & GROUNDCOVERS

PLANT SCHEDULE

Botanical Name	Common Name	Size at Installation	Size at Maturity (H x W)
Trees			
Acer rubrum 'October glory'	Red Maple	2.4m (h), 50mm cal.	12.0 x 9.0m
Quercus rubra	Red Oak	2.4m (h), 50mm cal.	10.0 x 9.0m
Pyrus calleryana 'Chanticleer'	Callery Pear, Ornamental Pear	2.4m (h), 50mm cal.	11.0 x 6.0m
Shrubs			
Callistemon 'Little john'	Bottlebrush	300mm pot	1.5 x 1.5m
Leptospermum nanum rubrum	Dwarf tea Tree	300mm pot	1.0 x 1.0m
Melaleuca linariifolia 'Claret Tops'	Honey Myrtle	300mm pot	1.0 x 0.6m
Nandina domestica 'Gulf stream'	Heavenly Bamboo	300mm pot	1.2 x 1.5m
Rhaphiolepis ballerina	Dwarf Rhaphiolepis	300mm pot	3.0 x 1.0m
Grasses and Groundcover			
Dianella caerulea	Flax Lily	150mm pot	0.4 x 1-2m
Erodium reichardii	Alpine Geranium	150mm pot	0.15 x 0.15m
Grevillea lanigera 'Mt Tamboritha'	Spider Flower	150mm pot	0.4 x 1-2m
Isolepis nodosa	Knobby Club Rush	150mm pot	0.75 x 0.75m
Lomandra tanika	Tanika	150mm pot	0.6 x 0.6m
Myoporum parvifolium	Dwarf Native Myrtle	150mm pot	0.1 x 1.0m
Juniperus sabina	Savin Juniper	150mm pot	1.0 x 1.0m

PLANTING PALETTE

SNOWY RIVER AVENUE PRECINCT - CONCEPT DESIGN